

## Конспект урока на тему "Family" для 5 класса.

**Составитель:** Провкина Елена Николаевна

**Место работы:** МБОУ Пичаевская СОШ им. В. П. Беляева

**Должность автора:** учитель английского языка

**Учебный предмет:** английский язык

**Класс:** 5

**Тема урока:** Семья.

**Тип урока:** урок формирования первоначальных предметных навыков, овладения предметными умениями.

**Цель изучения темы:** активизировать коммуникативные навыки учащихся по теме «Семья»

**Задачи:**

- формирование универсальных учебных действий
- развитие интереса к предмету
- развитие внимания, логического мышления
- развитие желания к получению большей информации по данной теме
- приобретение навыков самостоятельной работы
- воспитание общей культуры общения, уважения к собеседнику
- воспитание уважительного отношения к языку и культуре другой страны
- развитие общего познавательного интереса

**Формируемые УУД:**

**Предметные:** Знать названия членов семьи, уметь извлекать необходимую информацию из текста, прогнозировать содержание текста.

**Метапредметные**

**Коммуникативные:**

адекватно использовать речевые средства для решения различных коммуникативных задач.

**Регулятивные:**

принимать и сохранять цели и задачи учебной деятельности, находить средства её осуществления.

**Познавательные:**

пользоваться наглядными средствами предъявления языкового материала.

**Личностные:**

Развитие мотивов учебной деятельности, формирование личностного смысла учения, развитие навыков сотрудничества со сверстниками.

**Оборудование:** компьютер, интерактивная доска.

**Ресурсы:** Ваулина Ю.Е., Дж. Дули, О.Е. Подоляко, В. Эванс. Английский язык: английский в фокусе: учебник для 5 классов общеобразовательных учреждений. - М.: Express Publishing: Просвещение, 2014.

## Ход урока

### I. Организационный момент.

T- Good morning, children!

P- Good morning, good morning,  
Good morning to you,  
Good morning, good morning,  
We are glad to see you!

T- Children, today it's an unusual lesson. We have many guests. Let's say them "Good morning!"

-Well done. Sit down please!

- Who is on duty today?

- What date is it today?

- What day of the week is it today?

- What season is it now?

- Thank you! Sit down please!

### II. Постановка темы урока, сообщение цели.

T - All prepare for the lesson and let's begin our lesson. But we don't know the theme of our lesson.

- Look at these pictures. What can you see on the pictures? What is it? You are right! It's a family. Different families. So today we are going to talk about families.

T - We often meet with new people and it is very interesting to learn about them and their family. Today we will meet with Kate 's family and learn a lot about her life and her family. And of course about your families.

### III. Фонетическая разминка.

T - Let`s train our tongues. Look at the phonetic signs. What sound is it ?

**mother, father, brother, grandmother, grandfather**

**dad, parents, grandparents**

T - Read this poem after me, please.

I have a father.

I have a mother.

I have a sister.

I have a brother.

Father, Mother, Sister, Brother -

Hand in hand with one another.

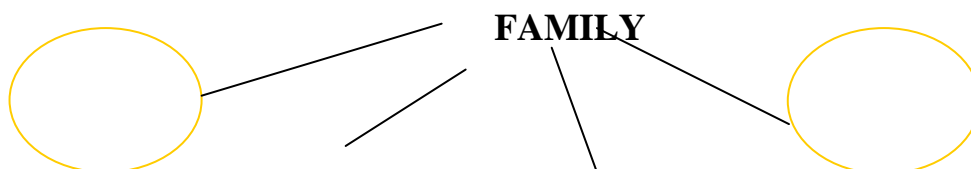
T - Read this poem all together , please.



- What is the main idea of this poem?

- Very good.

### IV. Актуализация ранее изученного лексического материала.

T - Let`s remember members of your family. Children, say me please, what is family for you?





T - So I'm curious I'd like to know about your families.

- Have you got a family?
- Is your family big or small.
- Have you got a sister?
- What is your sister's name?
- How old is she?
- Have you got a brother?
- What is your brother's name?
- Do you love your family?

T - I have a task for you. Put the words into the correct boxes using the magic pencil.

male - лицо мужского пола

female - лицо женского пола

#### **V. Развитие монологической речи.**

T - Now some students are ready to tell us about their families. So, let's listen to them attentively. (Учащиеся рассказывают о своей семье).

#### **VI. Работа с учебником. Формирование умений поискового чтения, прогнозирования содержания текста.**

T - Open your books on page 56. Look at the photos and at the pictures. What is it? (it is a secret diary). Whose secret diary is it? (it is Kate's diary). How old is she? (12). What is her diary about? (about her family). What is her family? (her mum, her dad, her sister, her brother, her grandmother, her grandfather).

T - So listen about Kate's family. Be quiet and attentive!

- Let's read and translate. Who is ready? Go on reading.

#### **VII. Работа в парах.**

T - There are five sentences in your books. Read and mark sentences R (right), W (wrong) and DS (doesn't say). I'd like you to do it together with your partner. Work in pairs. You have 2 minutes.

- Let's check your answers.

1. DS
2. DS
3. W
4. W
5. DS

#### **VIII. Физкультминутка.**

T - Now it's time to have a rest. Stand up please and do some exercises .

- Walk on the tiptoes.
- Walk like a cat.
- Walk like a bear.
- Your head is a ball. Roll your ball.
- Raise your hands.
- Hands down.
- Bend right.
- Bend left.
- Put your hands on the shoulders, on your knees.
- You are in the forest. Pick mushrooms and berries.
- Hop on two feet.
- Sit down please.

T - Well done! You are sporty !

### **VIII. Работа с учебником.**

T - And now Kate wants to learn some new words with you. You need them to describe the members of the family. Look at the blackboard and read the words after me.

clever, cool, naughty, caring, funny, kind ,friendly, noisy, sweet

T - Help me to translate them. Use your Word List at the back of the book to find their meanings. Read your positive words and your negative words. What part of speech are they? A noun? A verb? An adjective?

### **IX. Подведение итогов. Задание на дом. Рефлексия**

-Today we have learnt about Kate's family, about your families. We also have known some new words on the topic “Family”.

- let’s write a cinquain about a family. Thank you for your work. You were active today.

Your marks...

Open your diaries and write down the homework for the next lesson: your task is ....

The lesson is over. Good bye!

